


## ACCESSORY DIN-Rail-Kit MDR02

### DIN-RAIL KIT FOR SPCEL12

The Shuttle Box-PC Accessory MDR02 is a DIN-Rail clip for mounting the Edge-PC SPCEL12 on a DIN-Rail, e.g. in control cabinets. This accessory is already included with the Edge-PC SPCEL02/03 models.



#### SCOPE OF DELIVERY

- DIN-Rail clip (silver) including two M3x7mm screws
- Adapter bracket (black) including two M3x6mm screws
- Quick Installation Guide

#### COMPATIBILITY


- Compatible with Shuttle Edge-PC SPCEL12.
- Note: A DIN-Rail clip is already included with the Edge PC models SPCEL02(P) and SPCEL03.

#### SUPPORTS DIN-RAIL MOUNTING

- The clip can be mounted on the underside of the Edge-PC chassis. The Edge-PC can then be mounted on a standard 35 mm DIN-Rail, e.g. inside equipment racks.

#### SUPPORTS VESA MOUNTING (50x50 mm)

- MDR02 also enables VESA mounting of the Edge PC in accordance with the 50x50 mm standard




For DIN-rail mounting of the Edge-PC SPCEL12, the clip can be mounted in different alignments as required. Use the enclosed screws for mounting.

The alignment with the orange arrows is usually preferred...



... so that the I/O ports of the Edge PC are aligned upwards and downwards after mounting on the DIN-Rail (see left image) and not sideways (see right image).



VESA mounting in accordance with the 50x50 mm standard is possible if only the black adapter bracket (without DIN rail clip) is installed. The four M4 threads have a depth of approx. 8 mm.